

**玄豐電子有限公司**

**CYCLONE LIGHT ELECTRONICS CO., LTD.**

TEL:886-2-2293-7117 (REP.) FAX:886-2-2293-7118(REP.)

**規格承認書**

**APPROVED SHEET**

**Part No:CL-S2835UVC3641-06T**

客戶名稱 / CUSTOMER NAME :

產品型號 / PRODUCT NUMBER :

客戶料號 / CUSTOMER' P/N :



<b>CUSTOMER ENGINEERING DEPARTMENT</b>	<b>CYCLONE LIGHT ELECTRONICS CO., LTD. ENGINEERING DEPARTMENT</b>
     <hr/> <b>(Authorized Signature)</b>	     <hr/>

## 1. Package Size:2.8mm\*3.5\*0.8H

## 2. Color:

COLOR	
Emitted	Lens
PURPLE	CLEAR

## 3.Absolute Maximum Ratings:

Parameter	Symbol	Ratings	UNIT
ForwardCurrent	IF	60	mA
Power Dissipation	PD	120	mW
Peak Forward Current Duty (1/10@0.1ms Pulse Width)	IFP	100	mA
Reverse Voltage	VR	5	V
Storage Temperature	Tstg	-40~+85	°C
Operating Temperature	Topr	-40~+85	°C

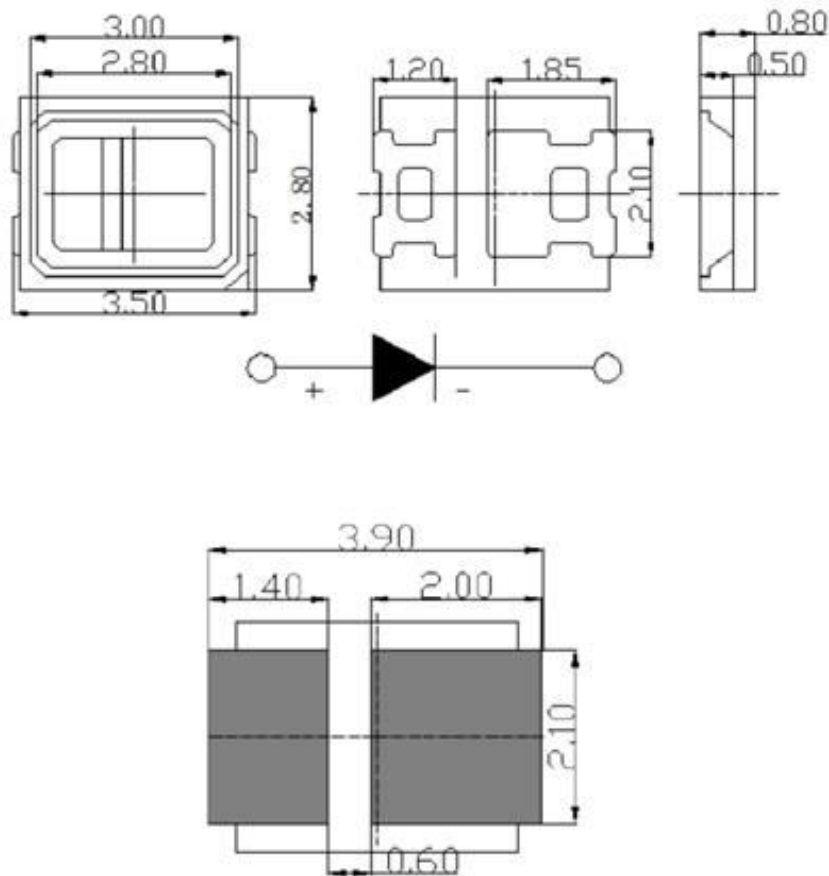
※2 Power Dissipation : 1chips

※3 I<sub>FRM</sub> Measurement condition : Pulse Width ≤ 2ms, Duty ≤ 1/5

## 4.Electro-Optical Characteristics

Parameter	Symbol	Min.	Typ.	Max.	UNIT	CONDITION
Peak Wavelength	$\lambda_{peak}$	365	----	410	nm	IF=60mA
Dominant Wavelength	$\lambda_D$	360	----	----	nm	IF=60mA
Spectral Line Half-Width	$\Delta\lambda_{1/2}$	----	20	----	nm	IF=60mA
Forward Voltage	VF	2.8	---	3.6	V	IF=60mA
Reverse Current	IR	----	----	10	uA	VR=5V
Luminous Intensity	Iv	----	300	----	mcd	IF=60mA
Viewing Angle	2θ 1/2	----	120	----	deg	IF=60mA

## PACKAGE DIMENSIONS

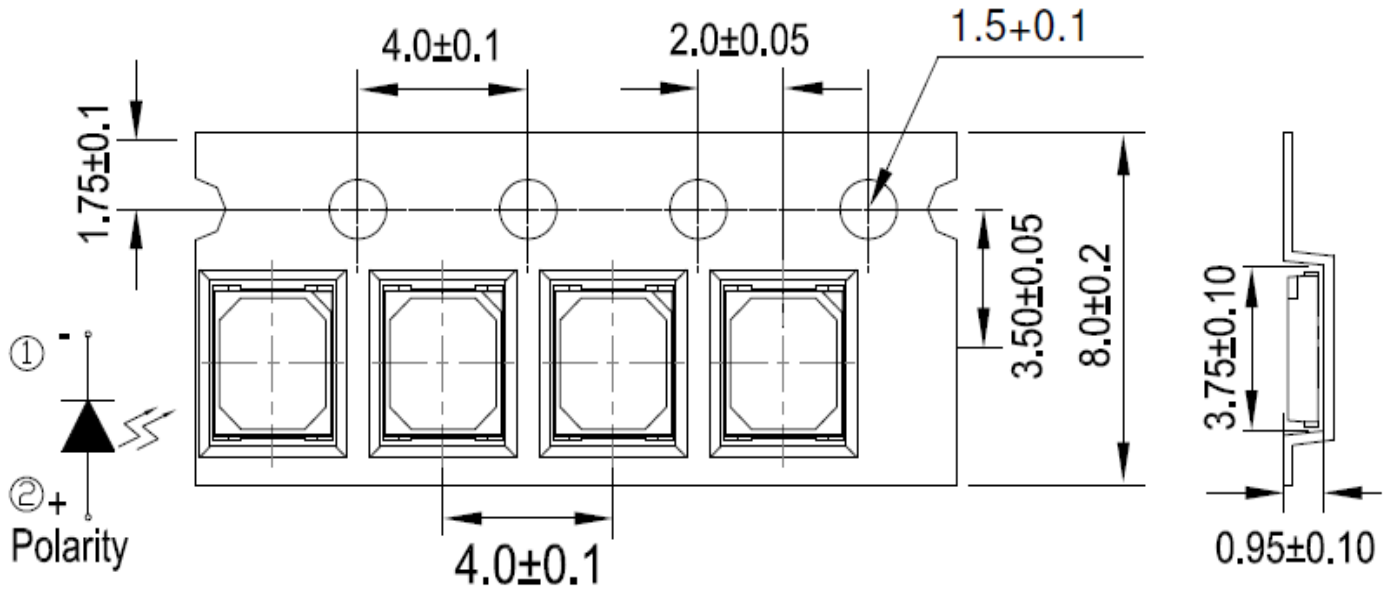


### Notes :

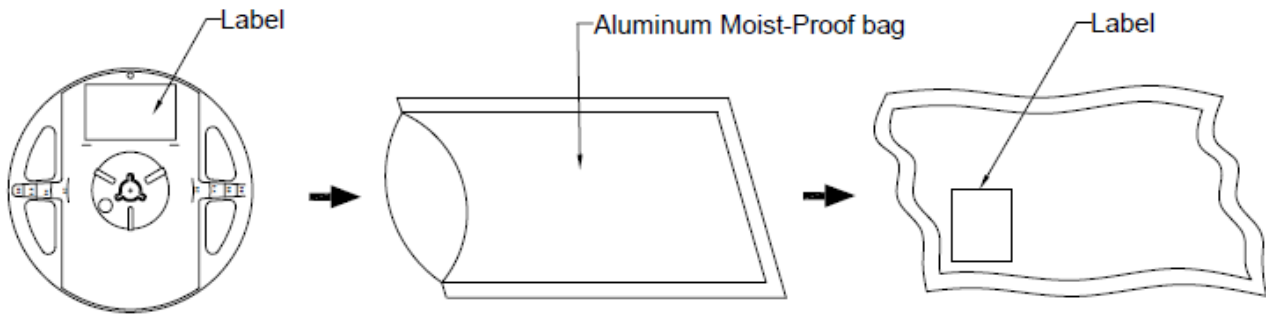
1. Dimensions are in millimeters.
2. Tolerance is  $\pm 0.25$ mm without noted.

# Cyclonelight

## Carrier Type Dimensions





## Packing Specifications




**Cyclonelight**

**P/N:CL-XXXXXXXXXX** **ROHS**

  
**QTY:4000 PCS**

  
**LOT NO:XXXXXXXXXX**



**HUE:XXX**  
**CAT:XXX**  
**REF:XXX**

## Precautions For Use LED

### 1. Over-current-proof

Customer must apply resistors for protection; otherwise slight voltage shift will cause big current change (Burn out will happen).

### 2. Storage

2.1 Do not open moisture proof bag before the products are ready to use.

2.2 Before opening the package: The LEDs should be kept at 30°C or less and 90%RH or less.

2.3 After opening the package: The LED's floor life is 168 Hrs under 30°C or less and 60% RH or less. If unused

LEDs remain, it should be stored in moisture proof packages.

2.4 If the moisture absorbent material (silica gel) has faded away or the LEDs have exceeded the storage time, baking treatment should be performed using the following conditions.

Baking treatment: 60±5°C for 24 hours.

### 3. Soldering Condition

Pb-free solder temperature profile

