

玄豐電子有限公司

CYCLONE LIGHT ELECTRONICS CO., LTD.

TEL:886-2-2293-7117 (REP.) FAX:886-2-2293-7118(REP.)

規格承認書

APPROVED SHEET

Part No:CL-SHP3535UVC3641-70T

客戶名稱 / CUSTOMER NAME :

產品型號 / PRODUCT NUMBER :

客戶料號 / CUSTOMER' P/N :



| CUSTOMER ENGINEERING DEPARTMENT | CYCLONE LIGHT ELECTRONICS CO., LTD. ENGINEERING DEPARTMENT |
|--|---|
| <hr/> (Authorized Signature) | <hr/> |

1. Package Size:3.5mm*3.5*2.1 H

2. Color:

| COLOR | |
|---------|-------|
| Emitted | Lens |
| PURPLE | CLEAR |

3.Absolute Maximum Ratings:

| Parameter | Symbol | Ratings | UNIT |
|---|--------|---------|------|
| ForwardCurrent | IF | 350 | mA |
| Power Dissipation | PD | 3000 | mW |
| Peak Forward Current Duty (1/10@0.1ms Pulse Width) | IFP | 700 | mA |
| Reverse Voltage | VR | 5 | V |
| Storage Temperature | Tstg | -40~+85 | °C |
| Operating Temperature | Topr | -40~+85 | °C |

※2 Power Dissipation : 1chips

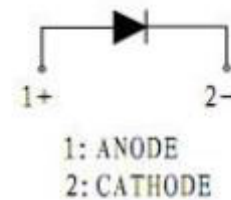
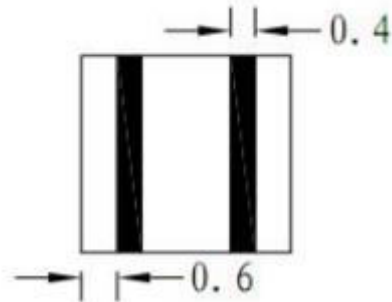
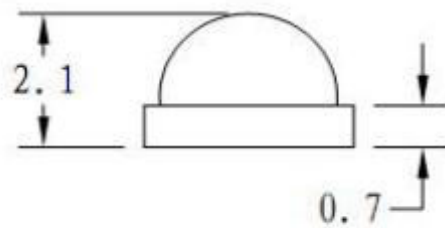
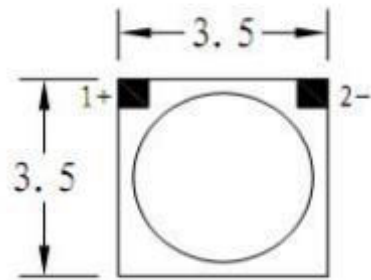
※3 I_{FRM} Measurement condition : Pulse Width ≤ 2ms, Duty ≤ 1/5

4.Electro-Optical Characteristics

| Parameter | Symbol | Min. | Typ. | Max. | UNIT | CONDITION |
|--------------------------|-----------------------|------|------|------|------|-----------|
| Peak Wavelength | λ_{peak} | 365 | ---- | 410 | nm | IF=350mA |
| Dominant Wavelength | λ_D | 360 | ---- | ---- | nm | IF=350mA |
| Spectral Line Half-Width | $\Delta\lambda_{1/2}$ | ---- | 20 | ---- | nm | IF=350mA |
| Forward Voltage | VF | 2.8 | --- | 3.6 | V | IF=350mA |
| Reverse Current | IR | ---- | ---- | 10 | uA | VR=5V |
| Luminous Intensity | Iv | 200 | 400 | ---- | mW | IF=350mA |
| Viewing Angle | 2θ 1/2 | ---- | 120 | ---- | deg | IF=350mA |

PACKAGE DIMENSIONS

■ Package Dimensions And Materials

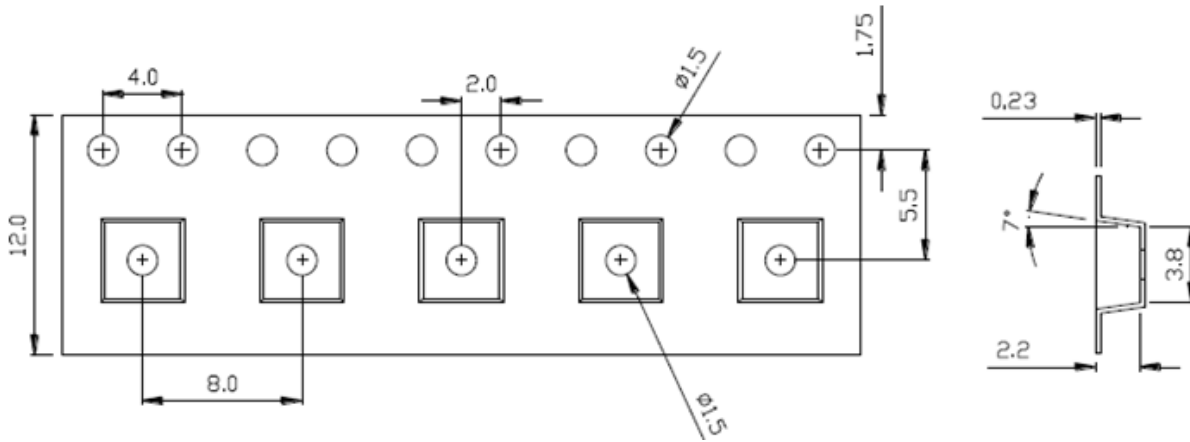


Notes :

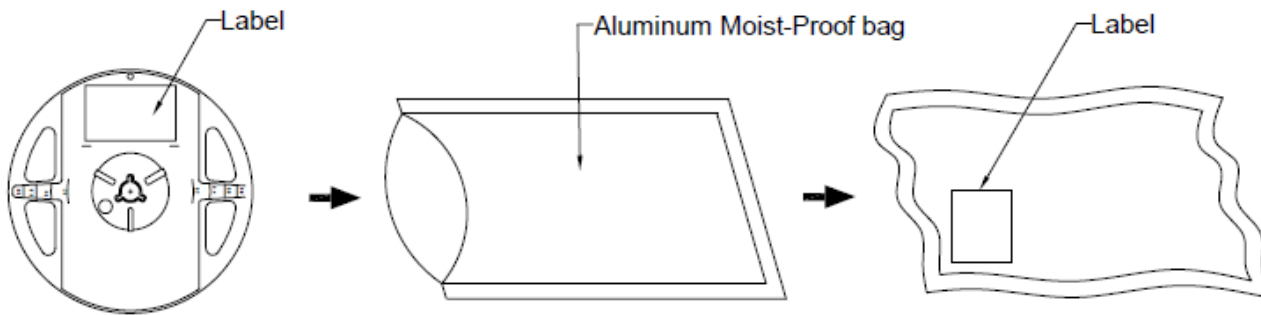
1. Dimensions are in millimeters.
2. Tolerance is ± 0.25 mm without noted.

Cyclonelight

Carrier Type Dimensions




Packing Specifications




Cyclonelight


P/N:CL-XXXXXXXXXX



QTY:4000 PCS



LOT NO:XXXXXXXXXX



ROHS

HUE:XXX
CAT:XXX
REF:XXX

Precautions For Use LED

1. Over-current-proof

Customer must apply resistors for protection; otherwise slight voltage shift will cause big current change (Burn out will happen).

2. Storage

2.1 Do not open moisture proof bag before the products are ready to use.

2.2 Before opening the package: The LEDs should be kept at 30°C or less and 90%RH or less.

2.3 After opening the package: The LED's floor life is 168 Hrs under 30°C or less and 60% RH or less. If unused

LEDs remain, it should be stored in moisture proof packages.

2.4 If the moisture absorbent material (silica gel) has faded away or the LEDs have exceeded the storage time, baking treatment should be performed using the following conditions.

Baking treatment: 60±5°C for 24 hours.

3. Soldering Condition

Pb-free solder temperature profile

