

1. Package Size: 3.2mm*1.6mm*1.85H SMD 1206 DOME TYPE

2. Color and Luminous Intensity:

Part No.	Emitted Color	Resin Color	Luminous Intensity (mcd)		Test Current
			MIN.	TYP.	
CL-SYTD1206CRFC	Red	CLEAR	200	500	20mA
CL-SYTD1206AMBC	Amber	CLEAR	200	500	
CL-SYTD1206YGFC	Yellow Green	CLEAR	100	200	
CL-SYTD1206CYFC	Yellow	CLEAR	200	500	
CL-SYTD1206TGC	Ultra Green	CLEAR	1300	1500	
CL-SYTD1206TBC	Blue	CLEAR	250	450	
CL-SYTD1206BWC	White	CLEAR	400	800	

※1 Luminous intensity : 1chips

3. Absolute Maximum Ratings:

Item	Symbol	Absolute Maximum Ratings							Unit	
		CRF	AMB	YGF	CYF	TG	TB	BW		
Power Dissipation	P_d	70	70	70	70	70	70	70	mW	
Forward Current	I_F	30	30	30	30	30	30	30	mA	
Pulse Forward Current [※]	I_{FRM}	60	60	60	60	60	60	60	mA	
Reverse Voltage	V_R	5	5	5	5	5	5	5	V	
Operating Temperature	T_{opr}	- 40 ~ + 85								°C
Storage Temperature	T_{stg}	- 40 ~ + 85								°C

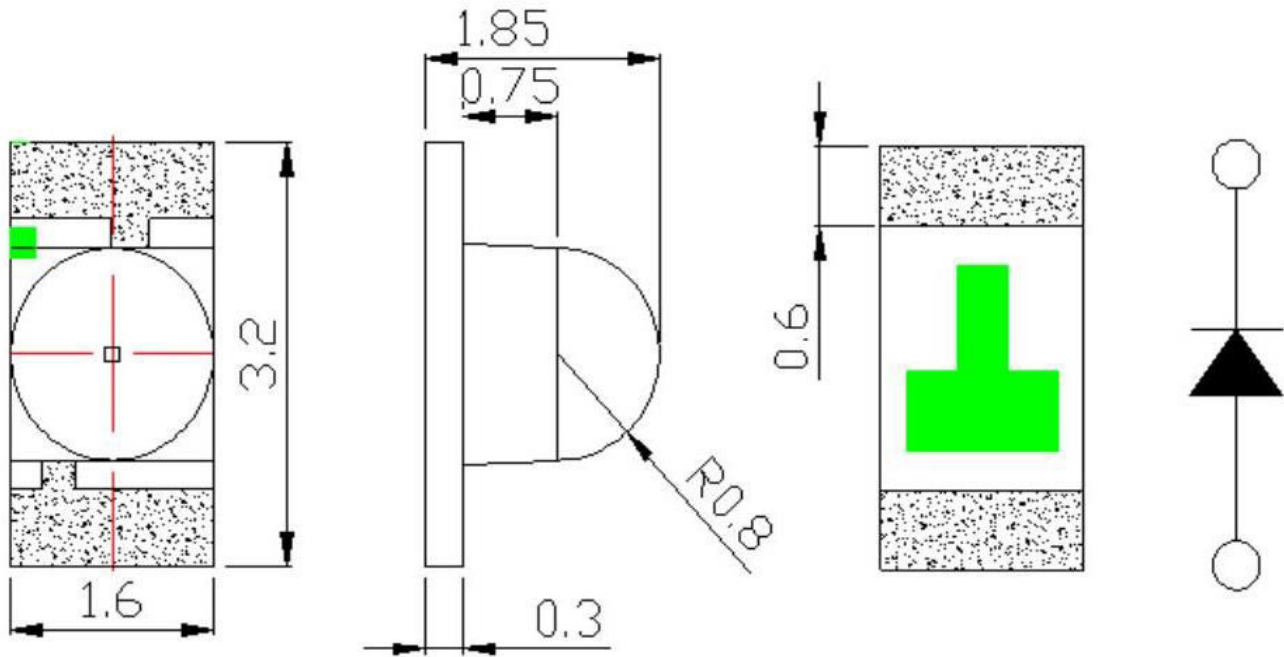
※2 Power Dissipation : 1chips

※3 I_{FRM} Measurement condition : Pulse Width \leq 2ms, Duty \leq 1/5

4. Electro-Optical Characteristics

Item	Conditions	Symbol	Characteristics							Unit	
				CRF	AMB	YGF	CYF	TG	TB		BW
Forward Voltage	IF=20mA	V_F	TYP.	1.8	1.8	1.8	1.8	2.8	2.8	2.8	V
			MAX.	2.3	2.5	2.5	2.5	3.5	3.5	3.5	
Dominant Wavelength	IF=20mA	λ_d	TYP.	625	605	570	590	525	460	8000k	nm

PACKAGE DIMENSIONS

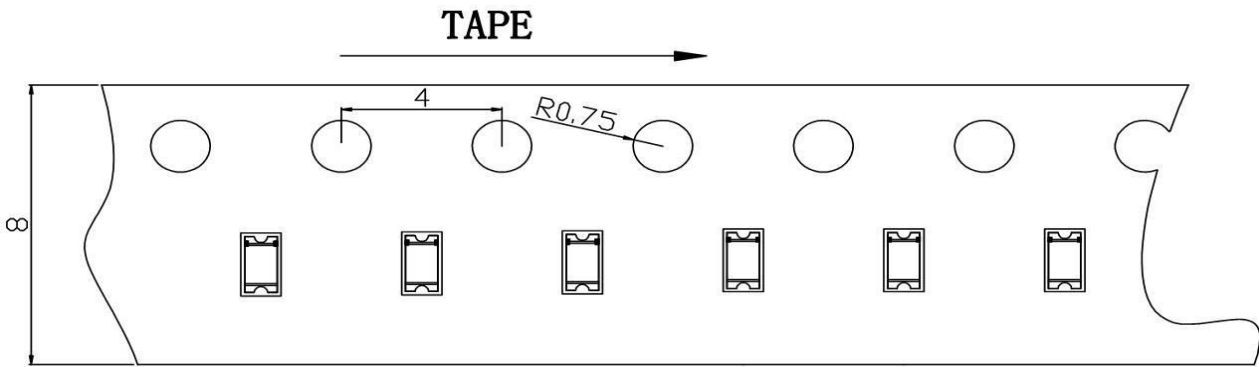


Notes :

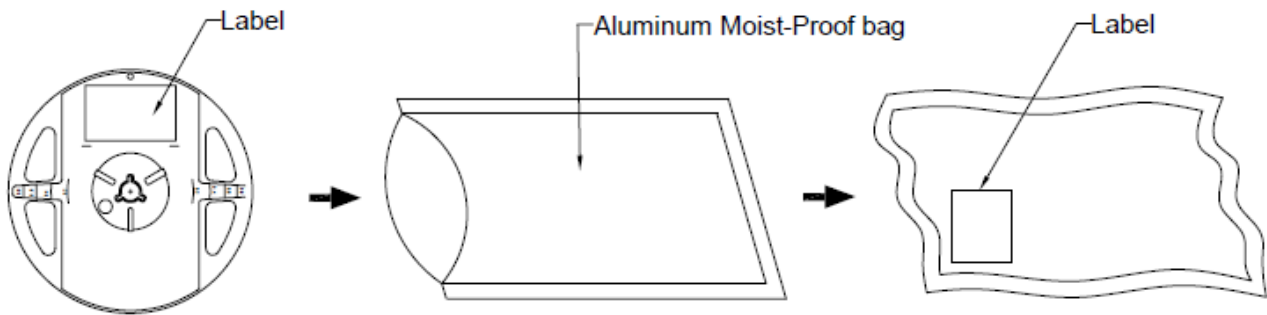
1. Dimensions are in millimeters.
2. Tolerance is $\pm 0.25\text{mm}$ without noted.

Cyclonelight


Carrier Type Dimensions



Packing Specifications



Cyclonelight

<p>P/N:CL-XXXXXXXXXX</p>  <p>QTY:4000 PCS</p>  <p>LOT NO:XXXXXXXXXX</p> 	<div style="border: 1px solid black; padding: 5px; display: inline-block;">ROHS</div> <p>HUE:XXX CAT:XXX REF:XXX</p>
--	---

Precautions For Use LED

1. Over-current-proof

Customer must apply resistors for protection; otherwise slight voltage shift will cause big current change (Burn out will happen).

2. Storage

2.1 Do not open moisture proof bag before the products are ready to use.

2.2 Before opening the package: The LEDs should be kept at 30°C or less and 90%RH or less.

2.3 After opening the package: The LED's floor life is 168 Hrs under 30°C or less and 60% RH or less. If unused

LEDs remain, it should be stored in moisture proof packages.

2.4 If the moisture absorbent material (silica gel) has faded away or the LEDs have exceeded the storage time, baking treatment should be performed using the following conditions.

Baking treatment: 60±5°C for 24 hours.

3. Soldering Condition

Pb-free solder temperature profile

